

**City of Williamsburg
210 West State Street
PO Box 596
Williamsburg IA 52361**

Regular Session
March 14, 2005
7:30 p.m.

Mayor Armstrong and council members Wanner, Greiner, Lortz, and Phillips were present. Kirkpatrick was absent.

John Bushong has been working with the fire department for the past few months and presented the council with preliminary drawings of a new station.

It has 18,600 square feet on the ground level and has 7,800 square feet for future development on the second floor and room for an elevator.

The budget that was presented includes all engineering fees, architectural fees, and construction costs. Furnishings and appliances are not included in the budget. Air compressor, power washer, and signage also are not included.

It was the consensus of the Council that the City would not be involved with selling beer or wine at the sesquicentennial celebration.

The Mediacom petition that the council received does not appear to have an affect on the city.

Richard Dane's first impression of some of the city design standards changes is that they are over restrictive and quite intrusive.

Mike Kvach, Asphalt Paving Association of Iowa and Brett Finnegan from LL Pelling were also present to discuss the design standards.

1. Motion by Phillips and seconded by Lortz to approve the consent agenda:

- (a) Minutes of the February 28, 2005 council meeting
- (b) Bills as presented
- (c) Treasurer's report
- (d) Colony Point Beer/Wine permit

All ayes. Motion carried.

2. Motion by Phillips and seconded by Wanner to authorize Police Chief, Mike Gabriel, to start the hiring process for another officer. All ayes. Motion carried.


3. Motion by Phillips and seconded by Wanner to allow the Williamsburg Fire Department to use the aquatic center public addresss system for Fourth of July fireworks. All ayes. Motion carried.

4. Motion by Phillips and seconded by Wanner to hire Casey Wetjen as an instructor at the Recreation Center at the rate of \$13.00 per hour. All ayes. Motion carried.

5. Motion by Phillips and seconded by Wanner to approve Resolution No.15-03-05 approving the Preliminary and Final Plat of Maxwell Subdivision. Roll call: ayes; TP, PL, GW, MG, absent; DK. Motion carried.
6. Motion by Phillips and seconded by Wanner to open a public hearing at 8:00 p.m. for the fiscal year 2006 budget. All ayes. Motion carried.
7. Motion by Phillips and seconded by Wanner to close the public hearing at 8:05 p.m. All ayes. Motion carried.
8. Motion by Phillips and seconded by Lortz to approve Resolution No. 16-03-05 to certify adoption of the budget and certification of taxes for the fiscal year beginning July 1, 2005 – ending June 30, 2006. Roll call: TP, GW, MG, PL, absent; DK. Motion carried.
9. Motion by Phillips and seconded by Lortz to pay fifty-five hours of compensatory time to Delbert Clubb. All ayes. Motion carried.
10. Motion by Phillips and seconded by Greiner to approve Resolution No. 17-03-05 to accept the 2004 Welsh Street Utilities Project. Roll call: ayes; GW, MG, PL, TP, absent; DK. Motion carried.
11. Motion by Greiner and seconded by Lortz to authorize Van Winkle to start the design process on the two 2006 street projects.
12. Motion by Wanner and seconded by Phillips to adjourn at 9:53 p.m. All ayes. Motion carried.



Murray Armstrong, Mayor



Jennifer J. Karsten, City Clerk/Treasurer

DATE 3/10/2005

CITY OF WILLIAMSBURG
CLAIMS REGISTER REPORT

PAGE 1

ACE HARDWARE INC
 ALLIANT ENERGY
 ALLIED SYSTEMS INC
 APEX OFFICE SUPPLY
 ARK PEST CONTROL
 AVALON NETWORKS INC
 AVERY, JOHN
 BRENNON, ALISHA
 BRODART, CO
 BUSINESS SOLUTIONS GROUP
 CAPPER, ALYSSA
 CASEYS, GENERAL STORE
 CEDAR RAPIDS WELDING
 CHUCK SHAULL TILING & DR
 COX SANITATION & RECYCLI
 CUMMINS CENTRAL POWER LL
 DAVIDSON TITLES INC
 DELL MARKETING LP
 DRISCOLL WELDING
 EDDY WALKER EQUIP CO
 FESLERS INC
 GABRIEL, MICHAEL
 GARRINGER, RAYMOND
 HACH CO
 HANSON LIBRARY PETTY CAS
 HAWKEYE COMMUNITY COLLEG
 HAWKINS INC
 INGRAM BOOK COMPANY
 IOWA ASSOC MUNICIPAL UTI
 IOWA COUNTY ELECTRONICS
 IOWA COUNTY TIRE & SERVI
 IOWA DEPT OF HEALTH
 IOWA LAW ENFORCEMENT ACA
 IOWA LEAGUE OF CITIES
 IOWA MUNICIPAL FIANANCE
 IOWA PAPER & CHEMICAL
 IOWA PARK & RECREATION A
 IOWA SPORTS SUPPLY INC
 IOWA TELECOM
 JONES WEB DESIGN
 KEYSTONE LABORATORIES
 KIRKWOOD COMMUNITY COLLE
 LAREYS
 MALLOY, BROOKE
 MINOLTA - DIV KMBS USA

SUPPLIES
 UTILITY BILLS
 S ENTRANCE SIGN
 CIRCLE LIFT STATION IMPE
 #3728770 CITY HALL
 #3641760 CITY HALL
 PEST CONTROL
 REC&FIRE INTERNET-CITY W
 INS. REIMB.
 OFFICIATE 12 GAMES
 LIBRARY SUPPLIES #564797
 #20042045 POLICE COPIER/
 OFFICIATE 12 GAMES
 POLICE GAS
 #104476 ACETYLENE
 REPAIR TILE FRONT OF NIS
 1ST 1/2 MARCH 2005
 #228050332 REC CTR
 MAIN LIFT STA.GENERATOR
 WWTP GENERATOR REPAIR
 LIBRARY BOOKS #96723
 POLICE COMPUTER
 SKID LOADER BROOM REPAIR
 STREET SWEEPER BROOMS
 #8191 WWTP SUPPLIES
 TAHOE LIGHT BAR
 INS REIMB
 DRUG REIMB
 MTG REIMB.
 MILEAGE TO CR/FLAG
 WWTP REPAIR EFFLUENT SAM
 LIBRARY POSTAGE
 1ST YR/2ND WEEK PHILLIPS
 #689165 CHLORINE
 H2O CONTAINERS
 LIBRARY BOOKS/VIDEOS
 RALPH MEETING
 H2O DUES & L&R ASSESSMEN
 #3967 REC CTR
 IMPALA TIRES #22306
 WATERSLIDE/POOL REG.RENE
 MIKE-RECORD REQUIREMENT
 GOVERNING CITIES MTGS/JE
 JENI SPRING SCHOOL
 REC CTR #65705
 AQUATIC WORKSHOPS
 REC CTR TOWELS
 PHONE BILLS
 WEB SITE MAINT.
 #2500304 H2O TESTS
 JOHN WWTP CEU'S
 #32008 CITY HALL
 OFFICIATE 12 GAMES
 REC CTR COPIER MAINT

88.51
 14,337.07
 25.00
 821.46
 24.00
 23.98
 40.00
 54.85
 40.50
 120.00
 58.44
 1,390.00
 370.97
 8.40
 452.00
 3,125.00
 72.00
 459.36
 518.12
 26.99
 1,354.80
 85.17
 259.14
 59.46
 2,173.00
 7.40
 250.00
 47.25
 142.94
 1,041.10
 64.87
 40.00
 604.83
 25.00
 819.03
 9.00
 473.48
 2.40
 201.45
 60.00
 25.00
 350.00
 35.00
 507.38
 160.00
 198.00
 1,153.99
 63.75
 78.00
 110.00
 53.87
 120.00
 20.34

DATE 3/10/2005

CITY OF WILLIAMSBURG
CLAIMS REGISTER REPORT

PAGE 3

	EXPENDED	LIQUID	ACCRUAL
GRAND TOTALS	163,313.19		

RECAP TOTALS	EXPENDED	LIQUID	ACCRUAL
FUND TOTALS			
001 GENERAL	15,220.70		
002 RECREATION	10,101.67		
003 LIBRARY	1,448.18		
110 ROAD USE TAX	7,191.79		
300 CAPITAL IMPROVEMENTS	19,405.74		
303 2004 STATE/WELSH CONSTRUCTION	56,599.48		
304 2004 WELSH UTILITIES EXTENSION	38,275.25		
306 2004 TRUNK SEWER PROJECT	6,283.41		
600 WATER	8,561.97		
610 SEWER	163,313.19		

Marcia Green

Paul J. [Signature]

Sharon Phillips

[Signature]

RESOLUTION No. 15-03-05
City of Williamsburg, Iowa

Resolution approving the Preliminary and Final Plat of Maxwell Subdivision.

WHEREAS, the Preliminary and Final Plat of Maxwell Subdivision was presented to the Williamsburg Planning and Zoning Commission on Monday, February 28, 2005 for approval, and;

WHEREAS, the Williamsburg Planning and Zoning Commission made a recommendation to the Williamsburg City Council to approve said plat at said meeting, and;

WHEREAS, we, Murray Armstrong, Mayor and Jenifer J Karsten, City Clerk/Treasurer of the City of Williamsburg, Iowa do hereby certify that the foregoing Resolution was adopted (introduced by Phillips and seconded by Wanner) roll call: ayes; MG, PL, TP, GW, absent; DK) by the City Council of the City of Williamsburg, Iowa, at a meeting held on this 14th day of March 2005, four members of the council present;

NOW THEREFORE, be it resolved by the Williamsburg City Council to approve the following:

Section 1. The Preliminary and Final Plat of Maxwell Subdivision as filed with the City Clerk, should be and the same is hereby approved and accepted subject to the following conditions:


- a. That currently the City does not have service to the subdivisions property. The only sewer access is across privately held real estate. Therefore, the City and Property Owner shall not be required to connect to the City sewer until such time as sewer service becomes available. The property owner shall connect to the City sewer within 120 days of the date that sewer service becomes available to the property owner. This requirement shall bind the property owners' heirs and assigns and shall run with the land.
- b. The property owner further agrees that if an adjoining property owner provides a written request to the City for sewer service, the property owner shall run sewer line to the Subdivision's boundary line as required by the City's subdivision ordinance. The property owner shall also provide the easements for dedicating the sewer line to the City.

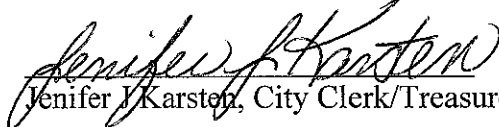
c. It is further agreed that the Property Owner shall connect to the City Water Supply. If an adjoining property owner provides a written request to the City for water service, the Property Owner shall run water line to the Subdivision's boundary line as required by the City's subdivision ordinance. The property owner shall also provide the easements for dedicating the water line to the City.

d. The property owner further agrees that they will complete any documentation required to make this agreement binding on the property owners' heirs or assigns. This agreement shall run with the land.

Section 2. All resolutions or parts of resolutions in conflict herewith are hereby repealed to the extent of such conflict.

Passed and approved March 14, 2005.


Murray Armstrong, Mayor


Jennifer J. Karsten, City Clerk/Treasurer

CERTIFICATION: I hereby certify that the foregoing is a true and correct copy of a resolution of the City of Williamsburg adopted at a meeting of said public body, duly called and held on the 14th day of March, 2005; a quorum being present, as said resolution remains of record in the minutes of said meeting, and it now is in full force and effect.


Jennifer J. Karsten, City Clerk

Resolution No. 16-03-05

Adoption of Budget and Certification of City Taxes

48-447

FISCAL YEAR BEGINNING JULY 1, 2005 - ENDING JUNE 30, 2006

The City of: Williamsburg County Name: IOWA Date Budget Adopted: 03/14/05
(Date Adopted)

At a meeting of the City Council, held after the public hearing as required by law, as specified above, the proposed budget was adopted as summarized and attached hereto, and tax levies, as itemized below, were approved for all taxable property of this City. There is attached a Long Term Debt Schedule Form 703 for the debt service needs, if any.

319 688 1133
Telephone Number

Jennifer J. Karstene
Signature

County Auditor Date Stamp

January 1, 2004 Property Valuations

		With Gas & Electric		Without Gas & Electric		Last Official Census
		2a	2b	3a	3b	2,622
Regular		56,255,377		53,719,778		
DEBT SERVICE		109,933,156		106,797,557		
Ag Land		716,050		716,050		

TAXES LEVIED

Code Sec.	Dollar Limit	Purpose	(A) Request with Utility Replacement	(B) Property Taxes Levied	(C) Rate
384.1	8.10000	Regular General Levy	455,669	435,130	8.10000
Non-Voted Other Permissible Levies					
12(8)	0.67500	Contract for use of Bridge	0	0	0
12(10)	0.95000	Opr & Maint publicly owned Transit	0	0	0
12(11)	Amt Nec	Rent, Ins. Maint of Civic Center	0	0	0
12(12)	0.13500	Opr & Maint of City owned Civic Center	0	0	0
12(13)	0.06750	Planning a Sanitary Disposal Project	0	0	0
12(14)	0.27000	Aviation Authority (under sec.330A.15)	0	0	0
12(15)	Amt Nec	Joint city-county building lease	0	0	0
12(16)	0.06750	Levee Impr. fund in special charter city	0	0	0
12(18)	Amt Nec	Liability, property & self insurance costs	0	0	0
12(22)	Amt Nec	Support of a Local Emerg.Mgmt.Comm.	0	0	0
Voted Other Permissible Levies					
12(1)	0.13500	Instrumental/Vocal Music Groups	0	0	0
12(2)	0.81000	Memorial Building	0	0	0
12(3)	0.13500	Symphony Orchestra	0	0	0
12(4)	0.27000	Cultural & Scientific Facilities	0	0	0
12(5)	As Voted	County Bridge	0	0	0
12(6)	1.35000	Missi or Missouri River Bridge Const.	0	0	0
12(9)	0.03375	Aid to a Transit Company	0	0	0
12(17)	0.20500	Maintain Institution received by gift/devise	0	0	0
12(19)	1.00000	City Emergency Medical District	0	0	0
12(21)	0.27000	Support Public Library	0	0	0
28E.22	1.50000	Unified Law Enforcement	0	0	0
Total General Fund Regular Levies (5 thru 24)			455,669	435,130	
384.1	3.00375	Ag Land	2,151	2,151	3.00375
Total General Fund Tax Levies (25 + 26)			457,820	437,281	Do Not Add
Special Revenue Levies					
384.8	0.27000	Emergency (if general fund at levy limit)	0	0	0
384.6	Amt Nec	Police & Fire Retirement	0	0	0
	Amt Nec	FICA & IPERS (if general fund at levy limit)	0	0	0
	Amt Nec	Other Employee Benefits	0	0	0
Total Employee Benefit Levies (29,30,31)			0	0	0
Sub Total Special Revenue Levies (28+32)			0	0	
Valuation					
386	As Req	With Gas & Elec	Without Gas & Elec		
	SSMID 1 (A)	(B)		0	0
	SSMID 2 (A)	(B)		0	0
	SSMID 3 (A)	(B)		0	0
	SSMID 4 (A)	(B)		0	0
	SSMID 5 (A)	(B)		0	0
	SSMID 6 (A)	(B)		0	0
Total SSMID (34 thru 37)			0	0	Do Not Add
Total Special Revenue Levies (33+38)			0	0	
384.4	Amt Nec	Debt Service Levy 76.10(6)	55,170	53,596	0.50185
384.7	0.67500	Capital Projects (Capital Improv. Reserve)	37,972	36,261	0.67500
Total Property Taxes (27+39+40+41)			550,962	527,138	9.27685

COUNTY AUDITOR - I certify the budget is in compliance with ALL the following:

Budgets submitted that DO NOT meet the following criteria are not legal documents and will be returned to the city for correction.

- 1) The prescribed Notice of Public Hearing Budget Estimate (Form 631.1) was lawfully published, or posted if applicable, and notarized, filed proof was evidenced.
- 2) Budget hearing notices were published or posted not less than 10 days, nor more than 20 days, prior to the budget hearing.
- 3) Adopted property taxes do not exceed published or posted amounts.
- 4) Adopted expenditures do not exceed published or posted amounts in each of the nine program areas, or in total.

(County Auditor)

EXPENDITURES SCHEDULE PAGE 1

Fiscal Year Ending 2006

Fiscal Years

GOVERNMENT ACTIVITIES	GENERAL (A)	SPECIAL REVENUES (B)	DEBT SERVICE (C)	CAPITAL PROJECTS (D)	PERMANENT (E)	PROPRIETARY (F)	BUDGET 2006 (G)	RE-ESTIMATED 2005 (H)	ACTUAL 2004 (I)
Public Safety									
1 Police Department/Crime Prevention	478,806						478,806	396,802	355,909
2 Jail							0	0	0
3 Emergency Management	1,100						1,100	1,100	1,083
4 Flood Control							0	0	0
5 Fire Department	12,600						12,600	12,600	11,462
6 Ambulance	4,100						4,100	4,300	5,169
7 Building Inspections							0	0	0
8 Miscellaneous Protective Services							0	0	0
9 Animal Control	100						100	100	128
10 Other Public Safety							0	0	0
11 TOTAL (lines 1 - 10)	496,706	0			0		496,706	414,902	373,751
Public Works									
12 Roads, Bridges, & Sidewalks	2,000	147,630					149,630	190,506	150,547
13 Parking - Meter and Off-Street							0	0	0
14 Street Lighting		51,000					51,000	46,000	37,688
15 Traffic Control and Safety							0	0	0
16 Snow Removal		38,112					38,112	114,112	27,823
17 Highway Engineering							0	0	0
18 Street Cleaning		4,000					4,000	3,000	4,013
19 Airport (if not Enterprise)							0	0	0
20 Garbage (if not Enterprise)	132,952						132,952	133,232	128,061
21 Other Public Works							0	1,000	0
22 TOTAL (lines 12 - 21)	134,952	240,742			0		375,694	487,650	348,132
Health and Social Services									
23 Welfare Assistance							0	0	0
24 City Hospital							0	0	0
25 Payments to Private Hospitals							0	0	0
26 Health Regulation and Inspection							0	0	0
27 Water, Air, and Mosquito Control							0	0	0
28 Community Mental Health							0	0	0
29 Other Health and Social Services	1,000						1,000	900	900
30 TOTAL (lines 23 - 29)	1,000	0			0		1,000	900	900

EXPENDITURES SCHEDULE PAGE 2
Fiscal Year Ending 2006

Fiscal Years

	GENERAL (A)	SPECIAL REVENUES (B)	DEBT SERVICE (C)	CAPITAL PROJECTS (D)	PERMANENT (E)	PROPRIETARY (F)	BUDGET 2006 (G)	RE-ESTIMATED 2005 (H)	ACTUAL 2004 (I)
Culture and Recreation									
31 Library Services	133,303						133,303	128,747	125,383
32 Museum, Band and Theater							0	0	0
33 Parks	55,216						55,216	40,226	38,182
34 Recreation	602,463						602,463	580,723	523,012
35 Cemetery	4,633						4,633	4,633	4,633
36 Community Center, Zoo, & Marina	6,000						6,000	0	0
37 Other Culture and Recreation	801,615	0					801,615	754,329	694,955
38 TOTAL (lines 31 - 37)									
Community and Economic Development									
39 Community Beautification									
40 Economic Development	50,000	331,784					381,784	145,337	145,081
41 Housing and Urban Renewal							0	0	0
42 Planning & Zoning	1,225						1,225	1,250	1,925
43 Other Com & Econ Development							0	0	10,000
44 TOTAL (lines 39 - 43)	51,225	331,784					383,009	146,587	157,006
General Government									
45 Mayor, Council, & City Manager	8,635						8,635	8,267	7,576
46 Clerk, Treasurer, & Finance Adm.	69,869						69,869	68,117	67,145
47 Elections	1,000						1,000	0	801
48 Legal Services & City Attorney	13,850						13,850	13,650	10,067
49 City Hall & General Buildings	37,700						37,700	38,682	34,900
50 Tort Liability	20,000						20,000	20,000	17,599
51 Other General Government							151,054	148,716	138,088
52 TOTAL (lines 45 - 51)	151,054	0					493,957	644,140	583,085
Debt Service			493,957						
53									
Capital Projects				875,000					
54									
TOTAL Government Activities Expenditures	1,636,552	572,526	493,957	875,000			3,578,035	3,950,976	2,598,421
(lines 11+22+30+38+44+52+53+54)									
BUSINESS TYPE ACTIVITIES									
Proprietary: Enterprise & Budgeted ISF									
56 Water Utility						282,311	282,311	379,083	172,383
57 Sewer Utility						389,267	389,267	300,261	264,961
58 Electric Utility							0	0	0
59 Gas Utility							0	0	0
60 Airport							0	0	0
61 Landfill/Garbage							0	0	0
62 Transit							0	0	0
63 Cable TV, Internet & Telephone							0	0	0
64 Housing Authority							0	0	0
65 Storm Water Utility							0	0	0
66 Other Business Type (city hosp., ISF, parking, etc.)							0	0	0
67 Enterprise DEBT SERVICE							0	0	0
68 Enterprise CAPITAL PROJECTS							0	0	0
69 TOTAL Business Type Expenditures (lines 56 - 68)						671,578	671,578	679,344	437,344
70 TOTAL GOV & BUS TYPE EXP. (lines 55+69)	1,636,552	572,526	493,957	875,000	0	671,578	4,249,613	4,630,320	3,035,765
71 Transfers Out	374,000	910,137				72,412	1,356,549	2,692,800	1,530,948
72 Total Expenditures & Other Financing Uses (lines 71 + 72)	2,010,552	1,482,663	493,957	875,000	0	743,990	5,606,162	7,323,120	4,566,713
73 Continuing Appropriation						0	0	0	0
74 Ending Fund Balance June 30	1,069,964	736,971	13,407	187,309	886	306,172	2,314,709	2,373,693	3,506,024

* A continuing appropriation is the unexpended budgeted amount from a prior year's capital project. The entry is made on the Con-Approps page that must accompany the budget forms if used. SEE INSTRUCTIONS FOR USE.

REVENUES DETAIL
Fiscal Year Ending 2006

Fiscal Years

	GENERAL (A)	SPECIAL REVENUES (B)	DEBT SERVICE (C)	CAPITAL PROJECTS (D)	PERMANENT (E)	PROPRIETARY (F)	BUDGET 2006 (G)	RE-ESTIMATED 2005 (H)	ACTUAL 2004 (I)
REVENUES & OTHER FINANCING SOURCES									
1 Taxes Levied on Property	437,281	0	53,596	36,261			527,138	512,050	536,807
2 Less: Uncollected Property Taxes - Levy Year							0	0	0
3 Net Current Property Taxes (line 1 minus line 2)	437,281	0	53,596	36,261			527,138	512,050	536,807
4 Delinquent Property Taxes							0	0	0
5 TIF Revenues		1,100,000					1,100,000	1,100,000	1,061,490
6 Other City Taxes:									
7 Utility Tax Replacement Excise Taxes	20,539	0	1,574	1,711			23,824	0	23,985
8 Parimutuel wager tax							0	0	16,411
9 Gaming wager tax							0	0	0
10 Mobile Home Taxes	15,000						15,000	0	4,914
11 Hotel/Motel Taxes	70,000						70,000	64,000	56,278
12 Other Local Option Taxes \$	105,539	310,000	1,574	1,711			310,000	310,000	297,063
13 Subtotal - Other City Taxes (lines 6 thru 11)	7,300	310,000	1,574	1,711			418,824	374,000	398,651
14 Licenses & Permits	80,000	3,900	300	3,000	20	4,100	91,320	99,820	137,101
15 Use of Money & Property									
16 Inergovernmental:									
17 Federal Grants & Reimbursements	1,500	224,181					225,681	220,437	232,795
18 State Shared Revenues							0	0	0
19 Other State Grants & Reimbursements	14,500	224,181	0	0			14,500	14,500	14,500
20 Local Grants & Reimbursements	16,000						240,181	234,937	247,295
21 Subtotal - Intergovernmental (lines 15 thru 18)									
22 Charges for Fees & Service:									
23 Water Utility							362,975	354,620	289,854
24 Sewer Utility							325,000	330,000	292,111
25 Electric Utility							0	0	0
26 Gas Utility							406	0	0
27 Parking							408	0	0
28 Airport							409	0	0
29 Landfill/Garbage							10,000	10,000	9,918
30 Hospital	10,000						0	0	0
31 Transit							411	0	0
32 Cable TV, Internet & Telephone							0	0	0
33 Housing Authority							429	13,000	0
34 Storm Water Utility							430	0	0
35 Other Fees & Charges for Service	206,100						0	0	0
36 Subtotal - Charges for Service (lines 20 thru 32)	216,100	0	0	0	0	687,975	904,075	899,620	744,581
37 Special Assessments								10,000	28,230
38 Miscellaneous	56,950						56,950	95,139	197,258
39 Other Financing Sources:									
40 Operating Transfers In	759,137		397,412	200,000			1,356,549	2,692,800	1,530,948
41 Proceeds of Debt				675,000			675,000	0	1,392,587
42 Proceeds of Capital Asset Sales	169,841						169,841	165,123	0
43 Subtotal-Other Financing Sources (lines 36 thru 39)	928,978	0	397,412	875,000	0	0	2,201,390	2,857,923	2,923,535
44 Total Revenues except for beginning fund balance	1,848,148	1,638,081	452,882	915,972	20	692,075	5,547,178	6,190,789	6,284,611
45 (lines 3, 4, 5, 12, 13, 14, 19, 33, 34, 35, & 39)									
46 Beginning Fund Balance July 1	1,232,368	581,553	54,482	146,337	966	358,087	2,373,693	3,506,024	1,788,126
47 TOTAL REVENUES & BEGIN BALANCE (lines 40+41)	3,080,516	2,219,634	507,364	1,062,309	886	1,050,162	7,920,871	9,696,813	8,072,737

* Enter the amount the city calculates to be attributable to property tax relief. The entry is required but CAN NOT be made using the software.

CITY OF Williamsburg ADOPTED BUDGET SUMMARY

YEAR ENDED JUNE 30, 2006

Fiscal Years

	GENERAL (A)	SPECIAL REVENUES (B)	DEBT SERVICE (C)	CAPITAL PROJECTS (D)	PERMANENT (E)	PROPRIETARY (F)	BUDGET 2006 (G)	RE-ESTIMATED 2005 (H)	ACTUAL 2004 (I)
Revenues & Other Financing Sources									
Taxes Levied on Property	77 437,281	106 0	134 53,596	161 36,261			527,138	512,050	536,807
Less: Uncollected Property Taxes-Levy Year	78 0	107 0	135 0	162 0			0	0	0
Net Current Property Taxes	79 437,281	106 0	136 53,596	163 36,261			527,138	512,050	536,807
Delinquent Property Taxes	80 0	109 0	137 0	164 0			0	0	0
TIF Revenues									
Other City Taxes	81 105,539	111 310,000	138 1,574	165 1,711			1,100,000	1,100,000	1,061,490
Licenses & Permits	82 7,300	112 0	139 300	166 3,000	194 20	212 4,100	7,300	7,300	9,663
Use of Money and Property	83 80,000	113 3,900	140 0	167 0		426 0	91,320	99,820	137,101
Intergovernmental	84 16,000	114 224,181	141 0	168 0		214 0	240,181	234,937	247,295
Charges for Fees & Service	85 216,100	115 0	142 0	169 0		427 0	904,075	899,620	744,581
Special Assessments	86 0	116 0	143 0	170 0		215 0	0	10,000	28,230
Miscellaneous	87 56,950	117 0	144 55,470	171 40,972	197 20	216 692,075	56,950	95,139	197,258
Sub-Total Revenues	88 919,170	118 1,638,081	144 55,470	171 40,972	197 20	216 692,075	3,345,788	3,332,866	3,361,076
Other Financing Sources:									
Transfers In	89 759,137	119 0	145 397,412	172 200,000	198 0	217 0	1,356,549	2,692,800	1,530,948
Proceeds of Debt	90 0	120 459	146 0	173 675,000		218 0	675,000	0	1,392,587
Proceeds of Capital Asset Sales	91 169,841	121 0	147 0	174 0	199 0	219 0	169,841	165,123	0
Total Revenues and Other Sources	92 1,848,148	120 1,638,081	148 452,882	175 915,972	200 20	220 692,075	5,547,178	6,190,789	6,284,611
Expenditures & Other Financing Uses									
Public Safety	600 496,706	609 0			623 0		496,706	414,902	373,751
Public Works	601 134,952	610 240,742			624 0		375,694	487,850	348,132
Health and Social Services	602 1,000	611 0			625 0		1,000	900	900
Culture and Recreation	603 801,615	612 0			626 0		801,615	754,329	694,955
Community and Economic Development	604 51,225	613 331,784			627 0		383,009	146,587	157,006
General Government	605 151,054	614 0			628 0		151,054	148,716	138,088
Debt Service	606 0	615 0	618 493,957		629 0		493,957	644,140	583,085
Capital Projects	607 0	616 0		875,000	630 0		875,000	1,353,552	302,504
Total Government Activities Expenditures	608 1,636,552	617 572,526	619 493,957	875,000	631 0		3,578,035	3,950,976	2,598,421
Business Type Proprietary, Enterprise & ISF									
Total Gov & Bus Type Expenditures	97 1,636,552	125 572,526	653 493,957	875,000	205 0	225 671,578	4,249,613	4,630,320	3,035,765
Transfers Out	101 374,000	129 910,137	156 0	875,000	207 0	229 72,412	1,356,549	2,692,800	1,530,948
Total ALL Expenditures/Transfers Out	102 2,010,552	130 1,482,663	157 493,957	875,000	208 0	230 743,990	5,606,162	7,323,120	4,566,713
Excess Revenues & Other Sources Over (Under) Expenditures/Transfers Out	103 -162,404	131 155,418	158 -41,075	40,972	209 20	231 -51,915	-58,984	-1,132,331	1,717,898
Continuing Appropriation									
Beginning Fund Balance July 1	104 1,232,368	132 581,553	159 54,482	146,337	210 866	232 358,087	2,373,693	3,506,024	1,788,126
Ending Fund Balance June 30	105 1,069,964	133 736,971	160 13,407	187,309	211 886	233 306,172	2,314,709	2,373,693	3,506,024

RESOLUTION 17-03-05

Resolution accepting the 2004 Welsh Street Utilities Extension Project.

Whereas, there was an agreement made and entered into on May 24, 2005, by and between the City of Williamsburg, Iowa, and Hopp Trenching; and


Whereas, we Murray Armstrong, Mayor and Jenifer J Karsten, City Clerk/Treasurer of the City of Williamsburg, Iowa do hereby certify that the foregoing Resolution was adopted (introduced by Phillips and seconded by Greiner, roll call: ayes; MG, TP, PL, GW, absent; DK) by the City Council of the City of Williamsburg, Iowa, at a meeting held on the 14th day of March 2005, four members of the council present;


Now Therefore, It is resolved by the City Council of the City of Williamsburg, Iowa, as follows:

Section 1. The Williamsburg City Council does accept said project on this 14th day of March 2005.


Section 2. All resolutions or parts of resolutions in conflict herewith are hereby repealed to the extent of such conflict.

Passed and approved this 14th day of March 2005.


Jenifer J Karsten, City Clerk


Murray Armstrong, Mayor

Certification: I hereby certify that the foregoing is a true and correct copy of a resolution of the City of Williamsburg adopted at a meeting of said public body, duly called and held on the 14th day of March 2005, a quorum being present, as said resolution remains of record in the minutes of said meeting, and it now is in full force and effect.


Jenifer J Karsten, City Clerk